

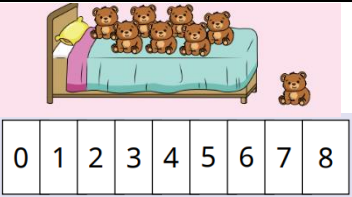
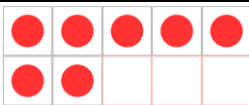
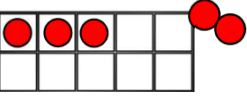



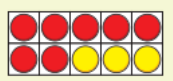
Calculation Policy


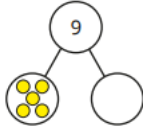
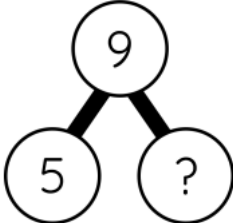
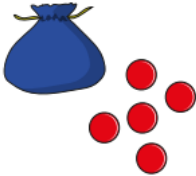
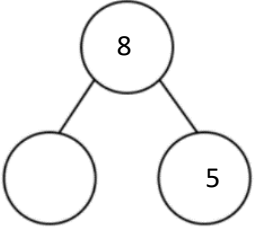

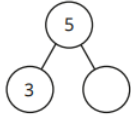


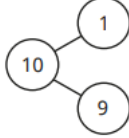
Subtraction




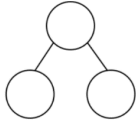


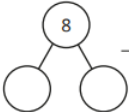
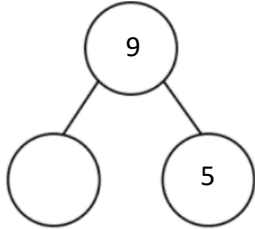
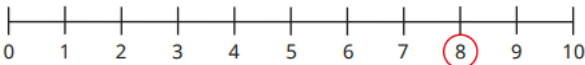
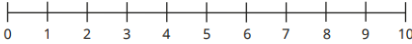
September 2024

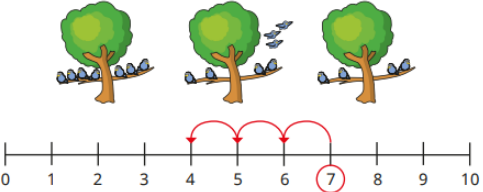
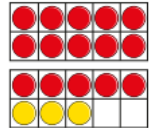
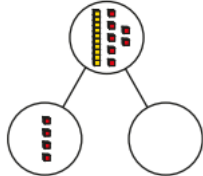
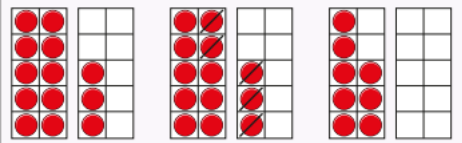


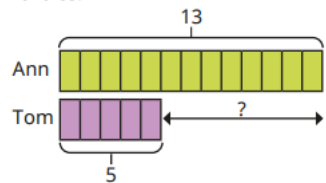
Subtraction:

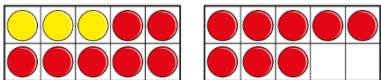


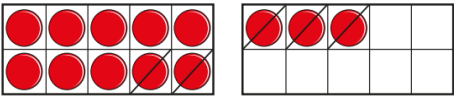
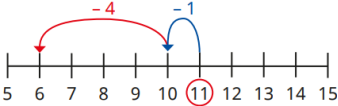
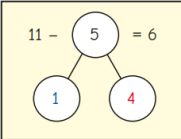
EYFS:			
Vocabulary:	First Then Now Take away Minus Subtract Part Whole	Manipulatives & scaffolds:	Five and ten frames Fingers Numicon Interlocking cubes Double sided counters Part-whole model
Small step:	Concrete:	Pictorial:	Abstract:
1 less	 <p>Act out the rhyme 'ten in the bed' with bears. Use a number line to show what happens each time a bear rolls out of the bed and discuss the '1 less' pattern as the number decreases.</p>	 <p>There are 7. 1 less than 7 is 6. 6 is 1 less than 7.</p>	<p>There are ____ There are ____ altogether. ____ is 1 less than ____ 1 less than ____ is ____</p>
Take away	<p>Use real objects to explore the concept that the quantity of a group can be changed by taking away, using the first, now, then structure.</p> 	<p>Use stories alongside images to provide meaningful context.</p>  <p>First there were 6 people on the bus. Then 2 people got off the bus.</p>	<p>First there were ____ Then ____ were taken away Now there are ____ left</p>

	First there were 5. Then 2 were taken away. Now there are 3 left.	Now there are 4 people left.	
How many did I take away?	<p>Provide children with 'first, then, now' number stories where the 'then' part is missing: There were 5 children on the bus, then we don't know how many got off, but now there are 2 children.</p> <p>Use real objects to find the missing number that was taken away. They can represent the starting number with counters on a ten frame, then remove counters until they represent the number of items there are now. Prompting children to talk about how many counters were taken away will help them understand the missing part.</p>  <p>We don't know how many ducks there were to start with, then 3 swam away and now there are 7 ducks left.</p>		<p>First there were ____ Now there are ____ ____ were taken away. I took ____ away and now there are ____.</p>
Y1			
Vocabulary:	First, Then, Now, Take away, Minus, Subtract, Part, Whole, Less, Fewer, Difference between	Manipulatives & scaffolds:	Double sided counters Ten frames Part-whole model Dienes Bar model


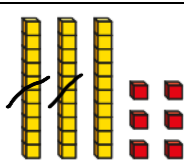

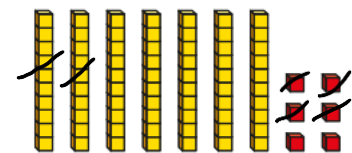
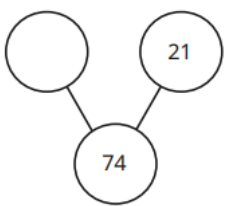

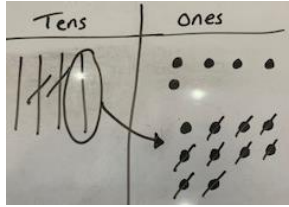
Small step:	Concrete:	Pictorial:	Abstract:
Find a part	<p>I have 5 counters altogether. I have 2 in one hand, how many are in the other hand?</p>  <p>$2 + \underline{\quad} = 5$</p>	 <p>5 is a part, _____ is a part and 9 is the whole.</p> <p>_____ + _____ = _____ _____ = _____ + _____</p>	<p>There are 9 children on a train. 5 children get off the train. How many are left?</p> 
Subtraction – find a part (Introducing the subtraction symbol)	 <p>There are 8 counters in total in the bag. How many counters are in the bag?</p>  <p>$8 - 5 = 3$</p>	 <p>How many ice creams do not have flakes?</p> <p>There are ___ ice creams that do not have flakes.</p> <p>$6 - \underline{\quad} = \underline{\quad}$</p>	 <p>_____ - _____ = _____</p>
Fact families – the 8 facts	 <p> $3 + 5 = 8$ $8 = 3 + 5$ $5 + 3 = 8$ $8 = 5 + 3$ $8 - 5 = 3$ $3 = 8 - 5$ $8 - 3 = 5$ $5 = 8 - 3$ </p>	<p>There are 6 apples.</p>  <p>5 of them are red and 1 is green.</p> <p>Write the fact family to show this.</p> <p> $\underline{\quad} + \underline{\quad} = 6$ $6 = \underline{\quad} + \underline{\quad}$ $\underline{\quad} + \underline{\quad} = 6$ $6 = \underline{\quad} + \underline{\quad}$ </p>	



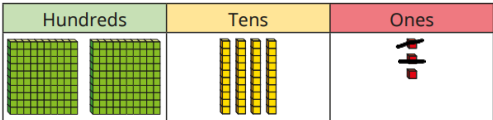
		$6 - \underline{\quad} = \underline{\quad}$ $\underline{\quad} = 6 - \underline{\quad}$ $6 - \underline{\quad} = \underline{\quad}$ $\underline{\quad} = 6 - \underline{\quad}$	$\underline{\quad} + \underline{\quad} = \underline{\quad}$ $\underline{\quad} = \underline{\quad} + \underline{\quad}$ $\underline{\quad} + \underline{\quad} = \underline{\quad}$ $\underline{\quad} = \underline{\quad} + \underline{\quad}$ $\underline{\quad} - \underline{\quad} = \underline{\quad}$ $\underline{\quad} = \underline{\quad} - \underline{\quad}$ $\underline{\quad} - \underline{\quad} = \underline{\quad}$ $\underline{\quad} = \underline{\quad} - \underline{\quad}$
Subtraction – take away/cross out (How many left?)	 <p>First there were 6 bears. Then 3 of the bears were taken away. Now there are 3 bears.</p>	<p>There are 7 birds in a tree. 3 birds fly away. Complete the sentences.</p> <ul style="list-style-type: none"> ▶ First there were _____ birds in the tree. ▶ Then _____ of the birds flew away. ▶ Now there are _____ birds in the tree. 	<p>Tell/write a 'first, then, now' story to describe what is happening in the picture.</p>  <p>Draw a part-whole model for your story.</p> 
Subtraction – take away (How many left?)	 <p>First there were 6 bears. Then 3 of the bears were taken away. Now there are 3 bears. $6 - 3 = 3$</p>	<p>First there were 8 cakes. Then 5 of the cakes were eaten. How many cakes are left? Complete the part-whole model and the subtraction sentence.</p>   <p>_____ - _____ = _____</p>	 <p>$9 - 5 = 4$</p>
Subtraction on a number line	How many birds are left?	<p>Jo has 8 sweets. She gives 5 sweets to Ron. How many sweets does Jo have left? Use the number line to work it out.</p> 	 <p>$6 - 4 = \underline{\quad}$</p>


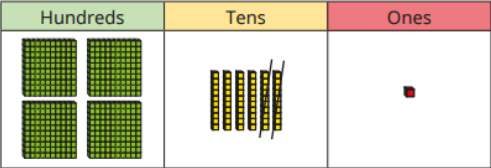

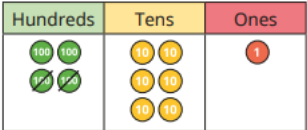

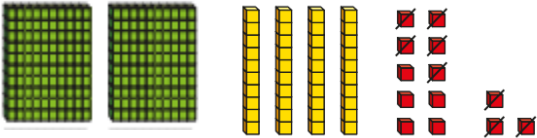
	 <p>Why is 7 circled?</p> <p>Why are there 3 jumps?</p> <p>What number do the jumps end on? What does this mean?</p>		
Subtract ones using number bonds	 <p>$18 - 3 = \underline{\quad}$</p>	 <p>$17 - 4 =$</p>	$19 - 3 =$
Subtraction – counting back	 <p>First there were <u> </u> counters Then <u> </u> were taken away Now there are <u> </u> counters</p>	<p>$20 - 7 =$</p> 	$19 = 8 =$
Subtraction – find the difference	 <p>There are <u> </u> more red counters. *focus on how many more there are</p>	<p>Ann has 13 marbles. Tom has 5 marbles.</p>  <p>How many more marbles does Ann have than Tom? <u> </u></p>	<p>There are 11 pink pens and 7 green pens in a pot.</p> <p>How many more pink pens are there than green pens?</p>
Y2			
Vocabulary:	First, Then, Now, Take away, Minus, Subtract,	Manipulatives & scaffolds:	Double sided counters

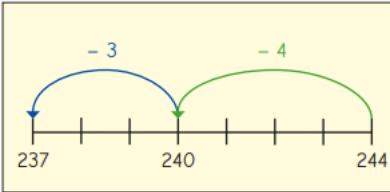



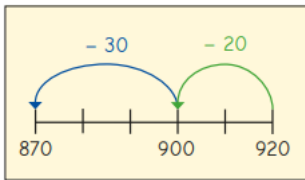

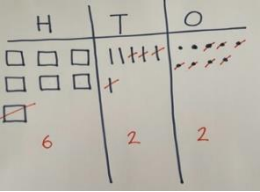
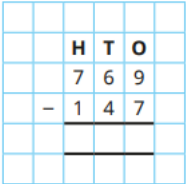
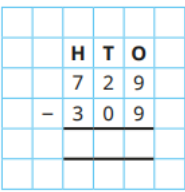
	Part, Whole, Less, Fewer, Difference between, tens boundary, cross ten		Ten frames Part-whole model Dienes Number lines Bar model
Small step:	Concrete:	Pictorial:	Abstract:
Fact families – subtraction bonds within 20	 $18 - \underline{\quad} = \underline{\quad}$ $18 - \underline{\quad} = \underline{\quad}$		$\underline{\quad} - \underline{\quad} = \underline{\quad}$ $\underline{\quad} = \underline{\quad} - \underline{\quad}$ $\underline{\quad} - \underline{\quad} = \underline{\quad}$ $\underline{\quad} = \underline{\quad} - \underline{\quad}$
Subtract ones	 $10 - 3 = 7$	 $20 - 6 = 14$	$10 - 3 =$ $20 - 6 =$
Subtract across a ten	 I need to subtract $\underline{\quad}$ to get to 10 I need to subtract $\underline{\quad}$ more $\underline{\quad}$ less than $\underline{\quad}$ is	 I need to subtract $\underline{\quad}$ to get to 10 I need to subtract $\underline{\quad}$ more $\underline{\quad}$ less than $\underline{\quad}$ is 	$15 - 7 =$

Subtract from a ten (using knowledge of number bonds)	<p>Build 20 in tens frames:</p> <div><div><div><div></div><div></div><div></div><div></div><div></div></div><div><div></div><div></div><div></div><div></div><div></div></div></div><div><div><div></div><div></div><div></div><div></div><div></div></div><div><div></div><div></div><div></div><div></div><div></div></div></div></div> <p>Use the ten frames to work out the subtractions.</p> <div><div>20 - 4</div><div>20 - 7</div><div>20 - 2</div></div> <div><div>20 - 1</div><div>20 - 5</div><div>20 - 3</div></div>	<p>Here is a number line.</p> <div><div></div><div></div><div></div><div></div><div></div><div></div><div></div><div></div><div></div><div></div></div> <p>Use the number line to work out the subtractions.</p> <div><div>80 - 4</div><div>80 - 7</div><div>80 - 2</div></div> <div><div>80 - 1</div><div>80 - 5</div><div>80 - 3</div></div>	<div>50 - 7 =</div> <div>90 - 9 =</div> <div>70 - 8 =</div>
Subtract a 1-digit number from a 2-digit number (across a 10)	<div><div><div><div></div><div></div><div></div><div></div><div></div></div><div><div></div><div></div><div></div><div></div><div></div></div></div><div><div></div><div></div><div></div><div></div><div></div></div><div><div></div><div></div><div></div><div></div><div></div></div></div> <p>Build 53 *Explore why one ten is made up on ten ones</p> <div><div><div><div></div><div></div><div></div><div></div><div></div></div><div><div></div><div></div><div></div><div></div><div></div></div></div><div><div></div><div></div><div></div><div></div><div></div></div><div><div></div><div></div><div></div><div></div><div></div></div></div> <p>Subtract 8</p> <div>53 - 8 = 45</div>	<div><div><div><div></div><div></div><div></div><div></div><div></div></div><div><div></div><div></div><div></div><div></div><div></div></div></div><div><div></div><div></div><div></div><div></div><div></div></div><div><div></div><div></div><div></div><div></div><div></div></div></div> <div><div></div><div></div><div></div><div></div><div></div></div> <div><div></div><div></div><div></div><div></div><div></div></div> <p>Draw 53 Cross out 8 to subtract</p> <div>53 - 8 =</div> <div><div></div><div></div><div></div><div></div><div></div><div></div><div></div><div></div><div></div><div></div></div> <div>84 - 5 =</div> <div>85 - 7 =</div>	<div>34 - 7 =</div> <div>42 - 6 =</div> <div>23 - 5 =</div>
10 less	<div><div><div><div></div><div></div><div></div><div></div><div></div></div><div><div></div><div></div><div></div><div></div><div></div></div></div><div><div></div><div></div><div></div><div></div><div></div></div><div><div></div><div></div><div></div><div></div><div></div></div></div> <div>Build 35 Subtract 10 35 - 10 = 25</div>	<div>35 - 10 =</div> <div><div><div><div></div><div></div><div></div><div></div><div></div></div><div><div></div><div></div><div></div><div></div><div></div></div></div><div><div></div><div></div><div></div><div></div><div></div></div><div><div></div><div></div><div></div><div></div><div></div></div></div> <div><div></div><div></div><div></div><div></div><div></div></div> <div><div></div><div></div><div></div><div></div><div></div></div> <div><div></div><div></div><div></div><div></div><div></div></div> <div><div></div><div></div><div></div><div></div><div></div></div>	<div>35 - 10 =</div>

Subtract 10s	 36 - 20 =	 36 - 20 = <table border="1" data-bbox="967 403 1187 622"><tr><td>1</td><td>2</td><td>3</td><td>4</td><td>5</td><td>6</td><td>7</td><td>8</td><td>9</td><td>10</td></tr><tr><td>11</td><td>12</td><td>13</td><td>14</td><td>15</td><td>16</td><td>17</td><td>18</td><td>19</td><td>20</td></tr><tr><td>21</td><td>22</td><td>23</td><td>24</td><td>25</td><td>26</td><td>27</td><td>28</td><td>29</td><td>30</td></tr><tr><td>31</td><td>32</td><td>33</td><td>34</td><td>35</td><td>36</td><td>37</td><td>38</td><td>39</td><td>40</td></tr><tr><td>41</td><td>42</td><td>43</td><td>44</td><td>45</td><td>46</td><td>47</td><td>48</td><td>49</td><td>50</td></tr><tr><td>51</td><td>52</td><td>53</td><td>54</td><td>55</td><td>56</td><td>57</td><td>58</td><td>59</td><td>60</td></tr><tr><td>61</td><td>62</td><td>63</td><td>64</td><td>65</td><td>66</td><td>67</td><td>68</td><td>69</td><td>70</td></tr><tr><td>71</td><td>72</td><td>73</td><td>74</td><td>75</td><td>76</td><td>77</td><td>78</td><td>79</td><td>80</td></tr><tr><td>81</td><td>82</td><td>83</td><td>84</td><td>85</td><td>86</td><td>87</td><td>88</td><td>89</td><td>90</td></tr><tr><td>91</td><td>92</td><td>93</td><td>94</td><td>95</td><td>96</td><td>97</td><td>98</td><td>99</td><td>100</td></tr></table> 53 - 20 = 53 - 40 = 53 - 50 =	1	2	3	4	5	6	7	8	9	10	11	12	13	14	15	16	17	18	19	20	21	22	23	24	25	26	27	28	29	30	31	32	33	34	35	36	37	38	39	40	41	42	43	44	45	46	47	48	49	50	51	52	53	54	55	56	57	58	59	60	61	62	63	64	65	66	67	68	69	70	71	72	73	74	75	76	77	78	79	80	81	82	83	84	85	86	87	88	89	90	91	92	93	94	95	96	97	98	99	100	76 - 30 = 76 - 50 = 76 - 70 =
1	2	3	4	5	6	7	8	9	10																																																																																														
11	12	13	14	15	16	17	18	19	20																																																																																														
21	22	23	24	25	26	27	28	29	30																																																																																														
31	32	33	34	35	36	37	38	39	40																																																																																														
41	42	43	44	45	46	47	48	49	50																																																																																														
51	52	53	54	55	56	57	58	59	60																																																																																														
61	62	63	64	65	66	67	68	69	70																																																																																														
71	72	73	74	75	76	77	78	79	80																																																																																														
81	82	83	84	85	86	87	88	89	90																																																																																														
91	92	93	94	95	96	97	98	99	100																																																																																														
Subtract two 2-digit numbers (not crossing a 10)	76 - 24 = 	 76 - 24 =  How many ones do you need to subtract? How many tens do you need to subtract? What is the difference between 74 and 21?	Work out the difference between these numbers: 56 and 21 39 and 34 97 and 47																																																																																																				
Subtract two 2-digit numbers (across a 10)	45 - 29 =  1. Make 49	45 - 29 =  1. Make 45 2. Exchange one ten for ten ones 3. Now subtract 2 tens and 9 ones	Work out the difference between 75 and 28																																																																																																				


	 <p>2. Exchange one ten for ten ones</p> <p>3. Now subtract 2 tens and 9 ones</p>		
Y3			
Vocabulary:	First, Then, Now, Take away, Minus, Subtract, Part, Whole, Less, Fewer, Difference between, Tens boundary, hundreds boundary, Cross ten, cross hundred, Exchange	Manipulatives & scaffolds:	Double sided counters Ten frames Part-whole model Dienes Bar model Number lines Place value charts Place value counters
Small step:	Concrete:	Pictorial:	Abstract:
Subtract 1s	$243 - 2 =$ 	$243 - 2 =$ 	$534 - 2 =$

Subtract 10s	$461 - 20 =$ 	$461 - 20 =$ 	$561 - 30 =$
Subtract 100s	$461 - 200 =$ 	 $461 - 200 =$	$461 - 300 =$
Subtract 1s across a 10	$253 - 8 =$ 	$253 - 8 =$  <p>*Explore why one ten is made up on ten ones</p>	$171 - 6 =$


		$244 - 7 =$  I need to subtract ___ to get to the previous multiple of ten Then I need to subtract ___ more	
Subtract 10s across a 100	$323 - 40 =$   *Explore why one hundred is made up ten tens	$323 - 40 =$  *Explore why one hundred is made up ten tens $920 - 50 =$  I need to subtract ___ to get to the previous multiple of hundred Then I need to subtract ___ more	$322 - 50 =$
Subtract two numbers (no exchange)	$356 - 133 = 223$ 	 	

Subtract
two
numbers
(across a
ten)

$$65 - 28 =$$



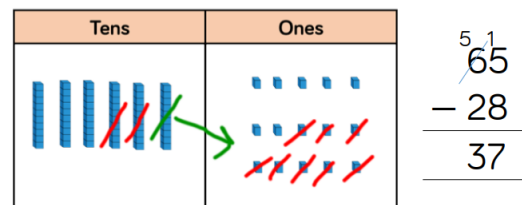
Make 65



Exchange 1 10 for 10 1s




Subtract 28




	H	T	O
	3	1	5
-	2	2	1

Subtract
two
numbers
(across a
hundred)


$$435 - 273 =$$



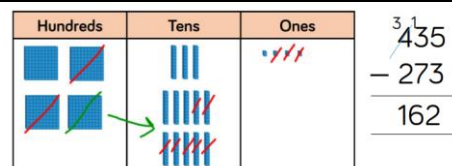
Make 435





















































































Exchange 1 100 for 10 10s

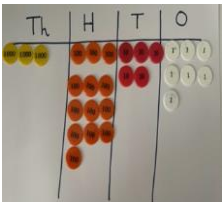




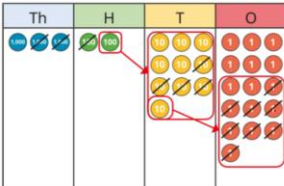
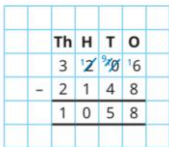
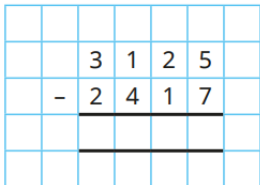


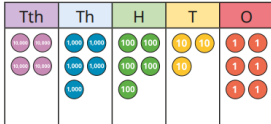
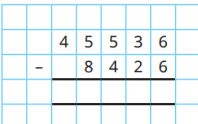

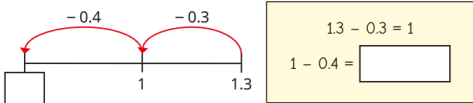


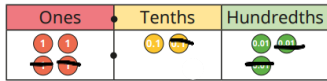
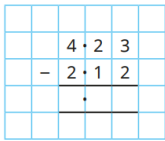
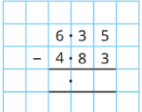
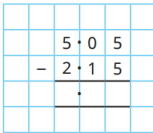
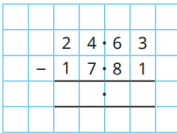
Subtract 273


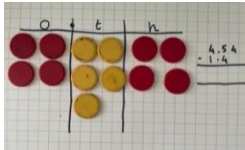
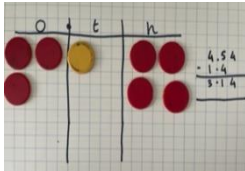
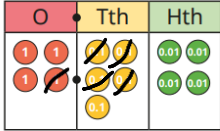
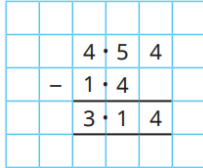
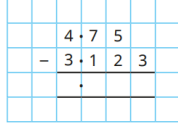
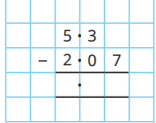
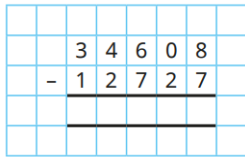


































































































5	3	5	
—	3	6	7
<hr/>			

Subtract 2-digit from a 3-digit number	356 - 42 	<table border="1"><thead><tr><th>Hundreds</th><th>Tens</th><th>Ones</th></tr></thead><tbody><tr><td></td><td></td><td></td></tr></tbody></table> <table border="1"><thead><tr><th>H</th><th>T</th><th>O</th></tr></thead><tbody><tr><td>4</td><td>5 1</td><td>2</td></tr><tr><td>-</td><td>4</td><td>3</td></tr><tr><td>4</td><td>0</td><td>9</td></tr></tbody></table> <table border="1"><thead><tr><th>H</th><th>T</th><th>O</th></tr></thead><tbody><tr><td></td><td>5 1</td><td>6 3</td></tr><tr><td>-</td><td></td><td>3 6</td></tr><tr><td>1</td><td>6</td><td>7</td></tr></tbody></table>	Hundreds	Tens	Ones				H	T	O	4	5 1	2	-	4	3	4	0	9	H	T	O		5 1	6 3	-		3 6	1	6	7			
Hundreds	Tens	Ones																																	
																																			
H	T	O																																	
4	5 1	2																																	
-	4	3																																	
4	0	9																																	
H	T	O																																	
	5 1	6 3																																	
-		3 6																																	
1	6	7																																	
Y4																																			
Vocabulary:	First, Then, Now, Take away, Minus, Subtract, Part, Whole, Less, Fewer, Difference between, Tens boundary, hundreds boundary, cross ten, cross hundred, exchange, thousands, decimals, decimal place, tenths	Manipulatives & scaffolds:	Double sided counters Ten frames Dienes Place value charts Place value counters																																
Small step:	Concrete:	Pictorial:	Abstract:																																
Subtract two 4-digit numbers – no exchange	<table border="1"><thead><tr><th>Th</th><th>H</th><th>T</th><th>O</th></tr></thead><tbody><tr><td></td><td></td><td></td><td></td></tr></tbody></table> <table border="1"><thead><tr><th>Th</th><th>H</th><th>T</th><th>O</th></tr></thead><tbody><tr><td></td><td></td><td></td><td></td></tr></tbody></table> $\begin{array}{r} 4392 \\ - 1182 \\ \hline \end{array}$	Th	H	T	O					Th	H	T	O					<table border="1"><thead><tr><th>Th</th><th>H</th><th>T</th><th>O</th></tr></thead><tbody><tr><td></td><td></td><td></td><td></td></tr></tbody></table> <table border="1"><thead><tr><th>Th</th><th>H</th><th>T</th><th>O</th></tr></thead><tbody><tr><td></td><td></td><td></td><td></td></tr></tbody></table> $\begin{array}{r} 4392 \\ - 1182 \\ \hline \end{array}$	Th	H	T	O					Th	H	T	O					$\begin{array}{r} 5586 \\ - 2172 \\ \hline \end{array}$
Th	H	T	O																																
																																			
Th	H	T	O																																
																																			
Th	H	T	O																																
																																			
Th	H	T	O																																
																																			
Subtract two 4-digit numbers – one exchange	4357 – 2735 = <table border="1"><thead><tr><th>Th</th><th>H</th><th>T</th><th>O</th></tr></thead><tbody><tr><td></td><td></td><td></td><td></td></tr></tbody></table> Make 4357	Th	H	T	O					<table border="1"><thead><tr><th>Thousands</th><th>Hundreds</th><th>Tens</th><th>Ones</th></tr></thead><tbody><tr><td></td><td></td><td></td><td></td></tr></tbody></table> $\begin{array}{r} 4357 \\ - 2735 \\ \hline \end{array}$	Thousands	Hundreds	Tens	Ones					$\begin{array}{r} 4357 \\ - 2735 \\ \hline 1622 \end{array}$																
Th	H	T	O																																
																																			
Thousands	Hundreds	Tens	Ones																																
																																			

	 <p>Exchange one thousand for 10 100s</p>  <p>Subtract 2735</p>		
Subtract two 4-digit numbers – more than one exchange	<p>$4357 - 3584 =$</p>  <p>Make 4257</p>  <p>Exchange 1 1000 for 10 100s And 1 100 for 10 10s</p>  <p>Carry out the subtraction</p>	 	
Y5			
Vocabulary:	First, Then, Now, Take away, Minus, Subtract, Part, Whole, Less, Fewer, Difference between, Tens boundary, hundreds boundary, cross ten, cross hundred, exchange, thousands, decimals, decimal	Manipulatives & scaffolds:	Dienes Place value charts Place value counters

	place, tenths		
Small step:	Concrete:	Pictorial:	Abstract:
Subtract whole numbers with more than 4 digits	When children begin to subtract larger numbers, written methods become more efficient; methods are less effective and take too much time	 	<p>The population of Hereford is 63,689</p> <p>The population of Chester is 87,593</p> <p>Find the difference between the population of Hereford and the population of Chester.</p>
Subtract decimals across 1	<p>When subtracting decimals, encourage children to subtract to get to 1 first, then subtract the remaining decimal. Tens frames may help pupils to see how to do this.</p> <p>$1.3 - 0.7 =$</p> <p>I subtract 0.3 to get to one.</p> <p>I can then subtract 0.4 from one.</p> 	<p>$1.3 - 0.7 =$</p>  <p>I subtract __ to get to one.</p> <p>I can then subtract __ from one.</p>	$1.3 - 0.8 =$
Subtract decimals with the same number of decimal places	<p>$6.35 - 4.83 =$</p>  <p>Make 6.35</p>  <p>Make any exchanges needed</p>	 <p>Did you need to make any exchanges?</p>  	 

	 <p>Carry out the subtraction</p>		
Subtract decimals with a different number of decimal places	<p>$4.54 - 1.4 =$</p>  	 	 
Y6			
Vocabulary:	First, Then, Now, Take away, Minus, Subtract, Part, Whole, Less, Fewer, Difference between, Tens boundary, hundreds boundary, cross ten, cross hundred, exchange, thousands, decimals, decimal place, tenths, integers	Manipulatives & scaffolds:	Dienes Place value charts Place value counters
Small step:	Concrete:	Pictorial:	Abstract:
Subtract integers			

			<table><tr><td></td><td></td><td>4</td><td>7</td><td>6</td><td>1</td><td>3</td><td>2</td><td>5</td><td></td></tr><tr><td></td><td>-</td><td></td><td>9</td><td>3</td><td>8</td><td>0</td><td>5</td><td>2</td><td></td></tr><tr><td></td><td></td><td></td><td></td><td></td><td></td><td></td><td></td><td></td><td></td></tr><tr><td></td><td></td><td></td><td></td><td></td><td></td><td></td><td></td><td></td><td></td></tr></table>			4	7	6	1	3	2	5			-		9	3	8	0	5	2																																																																																		
		4	7	6	1	3	2	5																																																																																																
	-		9	3	8	0	5	2																																																																																																
Subtract decimals		<table><tr><td>O</td><td>Tth</td><td>Hth</td><td>Thth</td></tr><tr><td></td><td></td><td></td><td></td></tr><tr><td></td><td></td><td></td><td></td></tr><tr><td></td><td></td><td></td><td></td></tr><tr><td></td><td></td><td></td><td></td></tr><tr><td></td><td></td><td></td><td></td></tr><tr><td></td><td></td><td></td><td></td></tr><tr><td></td><td></td><td></td><td></td></tr><tr><td></td><td></td><td></td><td></td></tr><tr><td>0</td><td>9</td><td>7</td><td>5</td></tr></table>	O	Tth	Hth	Thth																																	0	9	7	5	<table><tr><td></td><td></td><td></td><td></td><td></td><td></td></tr><tr><td></td><td>⁰1</td><td>¹⁵15</td><td>¹1</td><td>5</td><td></td></tr><tr><td>-</td><td>0</td><td>6</td><td>4</td><td></td><td></td></tr><tr><td></td><td>0</td><td>9</td><td>7</td><td>5</td><td></td></tr><tr><td></td><td></td><td></td><td></td><td></td><td></td></tr></table>								⁰ 1	¹⁵ 15	¹ 1	5		-	0	6	4				0	9	7	5								<table><tr><td></td><td></td><td></td><td></td><td></td><td></td></tr><tr><td></td><td>4</td><td>.</td><td>¹4</td><td>3</td><td></td></tr><tr><td>-</td><td>2</td><td>.</td><td>7</td><td>0</td><td></td></tr><tr><td></td><td>2</td><td>.</td><td>7</td><td>3</td><td></td></tr><tr><td></td><td></td><td></td><td></td><td></td><td></td></tr></table>								4	.	¹ 4	3		-	2	.	7	0			2	.	7	3							
O	Tth	Hth	Thth																																																																																																					
																																																																																																								
																																																																																																								
																																																																																																								
																																																																																																								
																																																																																																								
																																																																																																								
																																																																																																								
																																																																																																								
0	9	7	5																																																																																																					
	⁰ 1	¹⁵ 15	¹ 1	5																																																																																																				
-	0	6	4																																																																																																					
	0	9	7	5																																																																																																				
	4	.	¹ 4	3																																																																																																				
-	2	.	7	0																																																																																																				
	2	.	7	3																																																																																																				